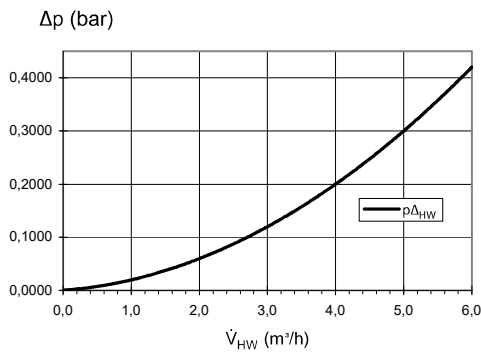
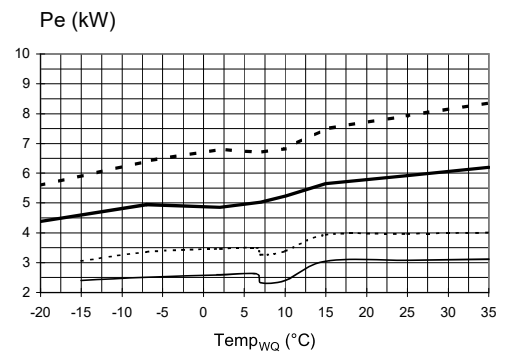
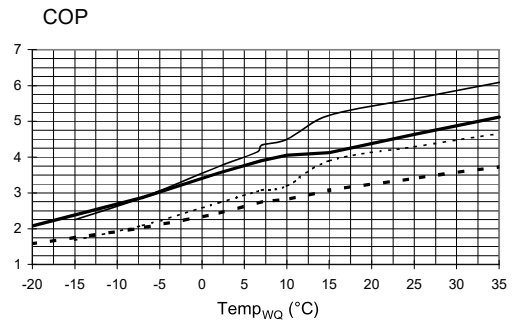
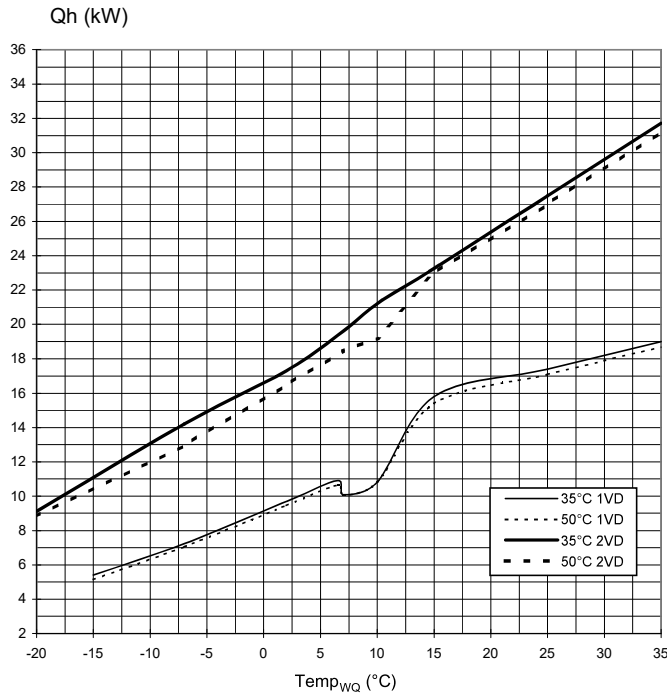




Leistungskurven

LI 18(L)



823155

- Legende: DE823129L/170408
- \dot{V}_{HW} Volumenstrom Heizwasser
 - Temp_{WQ} Temperatur Wärmequelle
 - Q_h Heizleistung
 - Pe Leistungsaufnahme
 - COP Coefficient of performance / Leistungszahl
 - Δp_{HW} Druckverlust Wärmepumpe
 - VD Verdichter