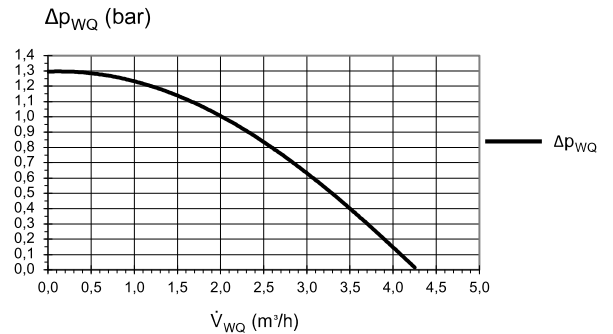
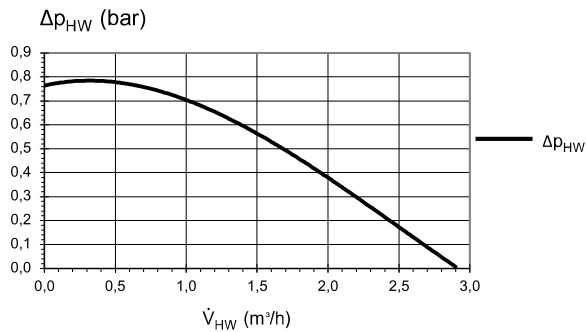
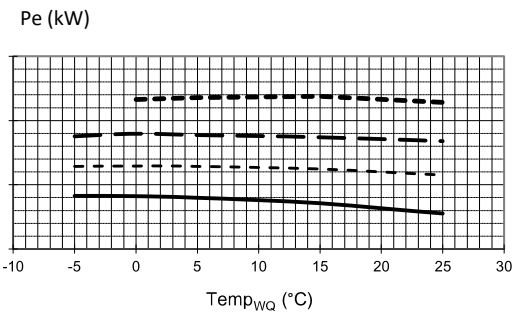
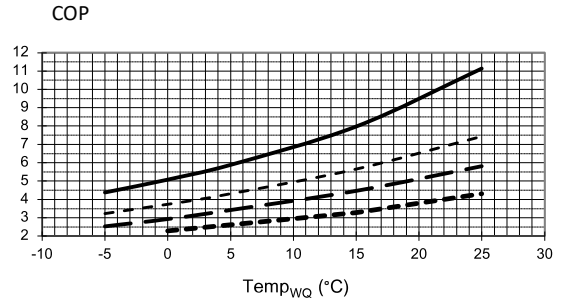
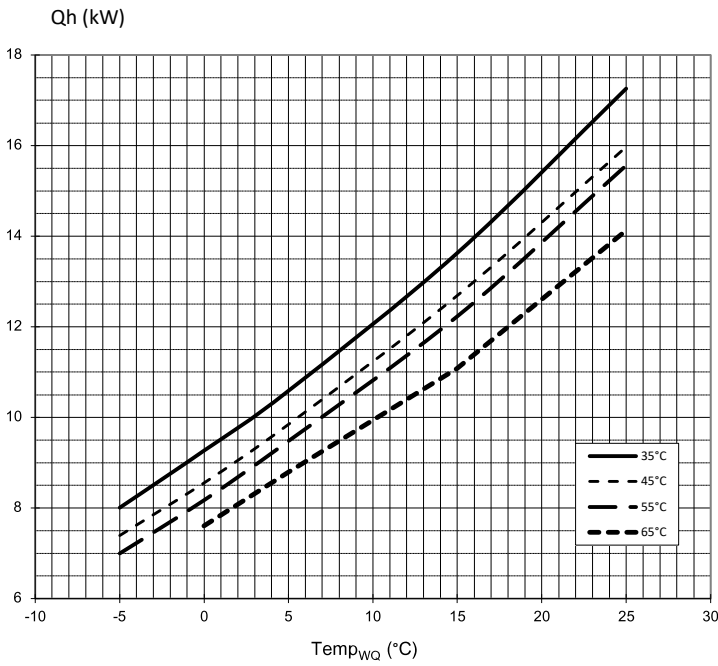




Leistungskurven

SIC 10.2H3



823300

Legende:	DE823000L/170408
\dot{V}_{HW}	Volumenstrom Heizwasser
\dot{V}_{wQ}	Volumenstrom Wärmequelle
$Temp_{wQ}$	Temperatur Wärmequelle
Q_h	Heizleistung
Pe	Leistungsaufnahme
COP	Coefficient of performance / Leistungszahl
Δp_{HW}	Freie Pressung Heizkreis
Δp_{wQ}	Freie Pressung Wärmequelle