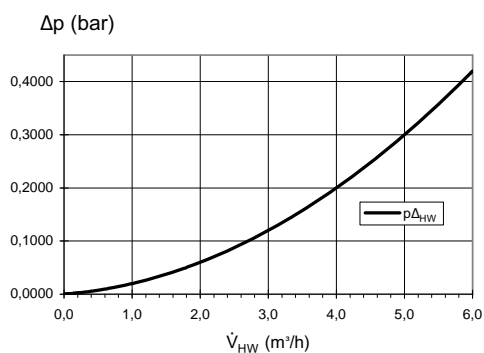
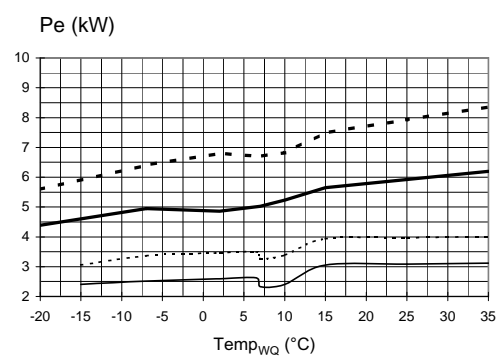
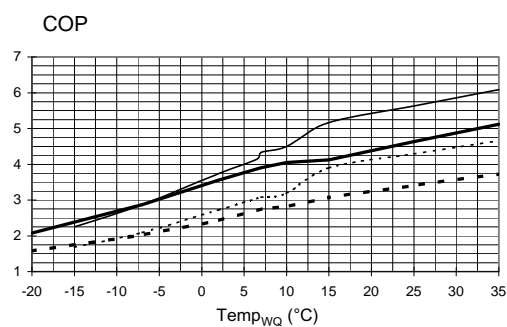
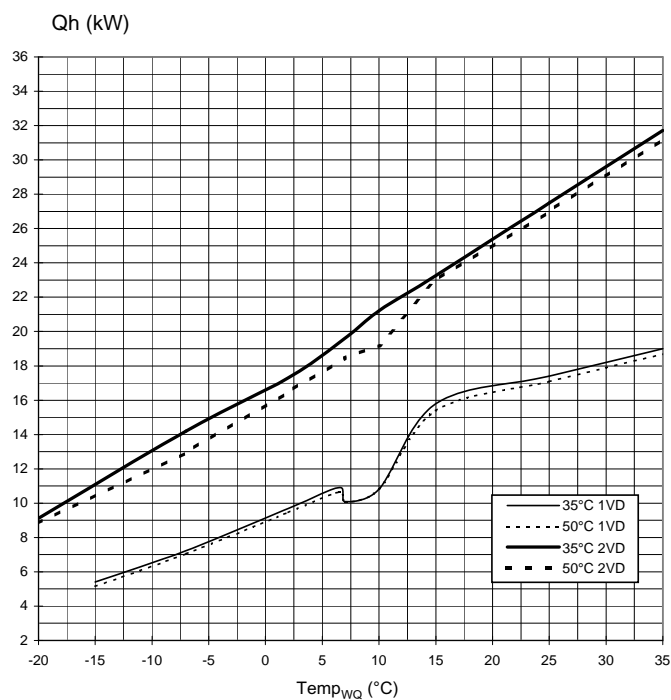




Leistungskurven

LI 18(L)



823155

Legende:	DE823129L/170408
V _{HW}	Volumenstrom Heizwasser
Temp _{WQ}	Temperatur Wärmequelle
Qh	Heizleistung
Pe	Leistungsaufnahme
COP	Coefficient of performance / Leistungszahl
Δp _{HW}	Druckverlust Wärmepumpe
VD	Verdichter