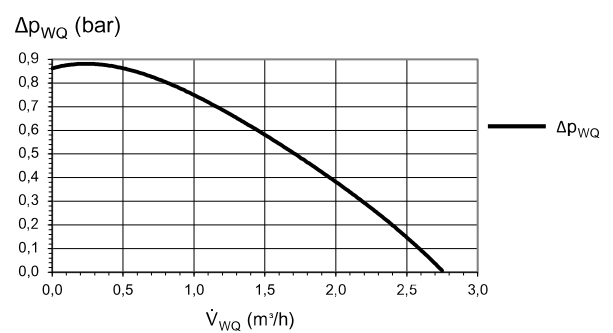
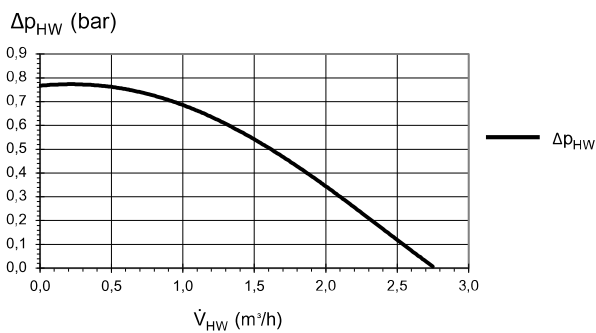
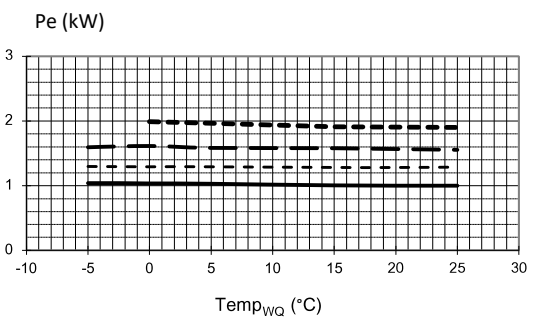
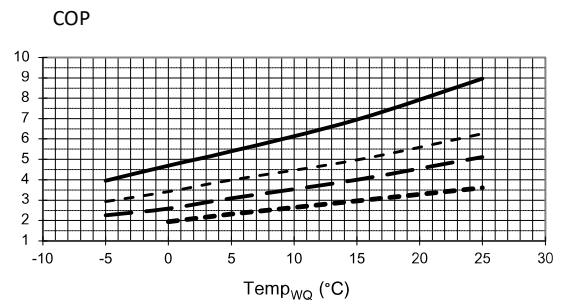
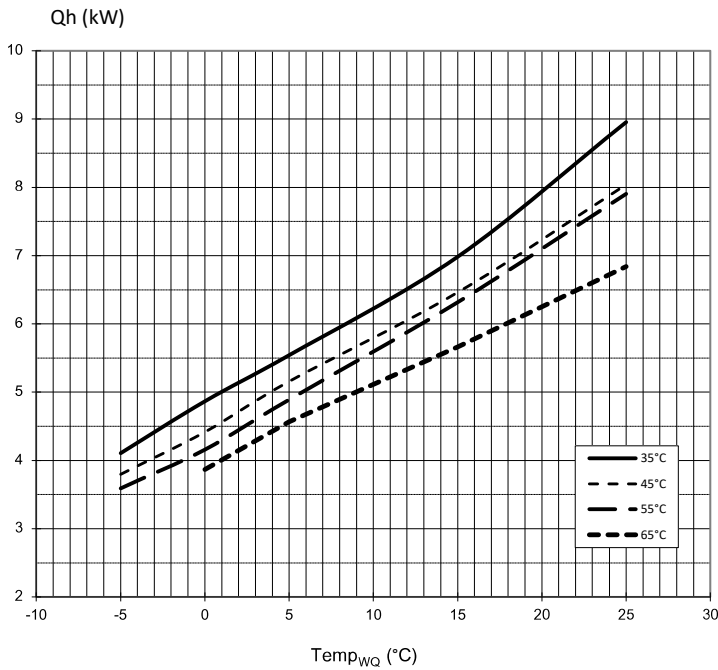




Leistungskurven

SIC 4.2H3



823297

Legende:	DE823000L/170408
\dot{V}_{HW}	Volumenstrom Heizwasser
\dot{V}_{WQ}	Volumenstrom Wärmequelle
$Temp_{WQ}$	Temperatur Wärmequelle
Q_h	Heizleistung
Pe	Leistungsaufnahme
COP	Coefficient of performance / Leistungszahl
Δp_{HW}	Freie Pressung Heizkreis
Δp_{WQ}	Freie Pressung Wärmequelle