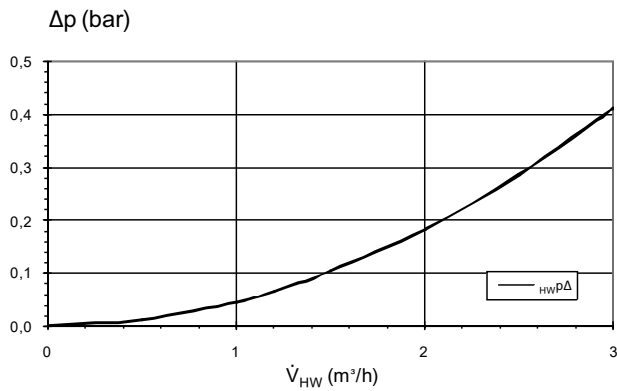
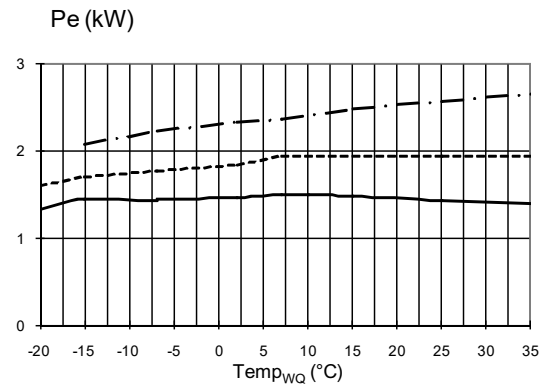
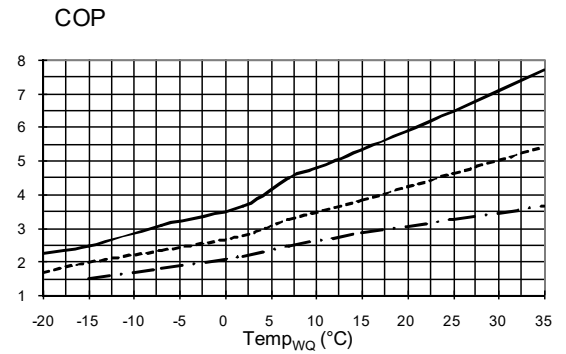
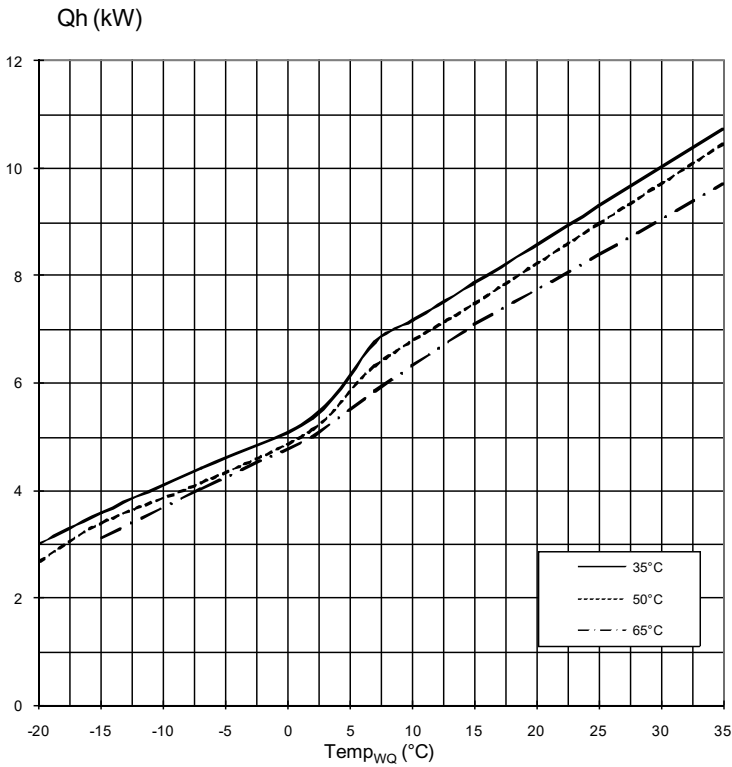




# Leistungskurven

# LAD 5RX Heizbetrieb



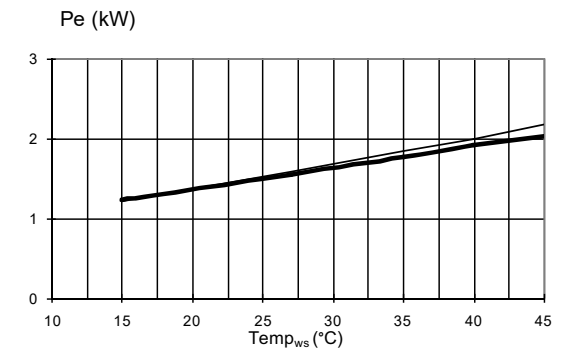
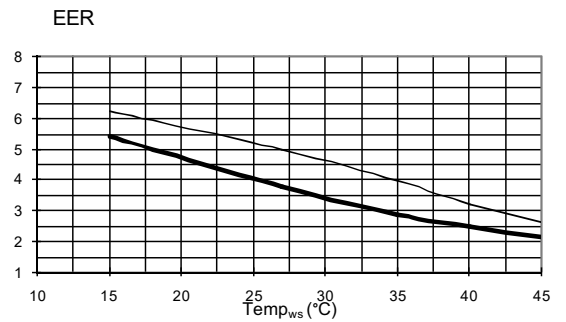
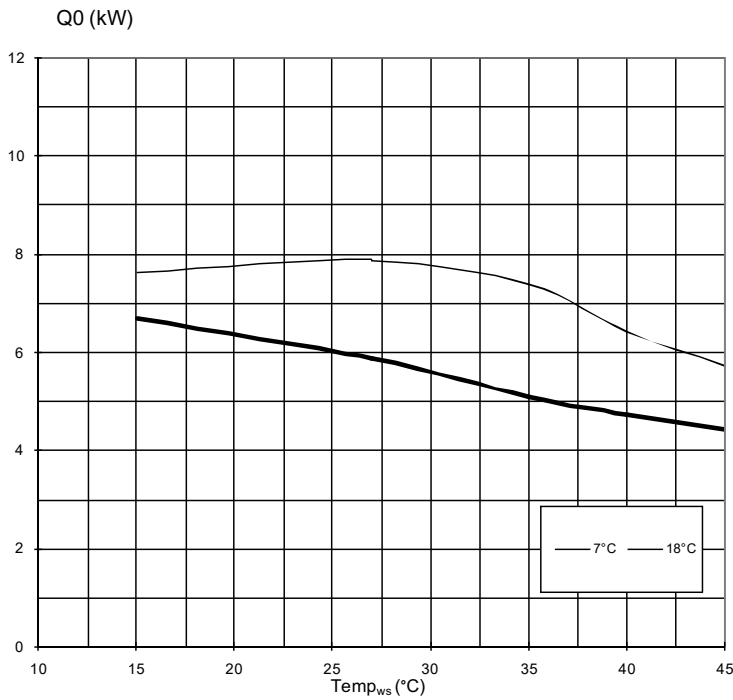
823169

Legende:	DE823129L/170408
$\dot{V}_{HW}$	Volumenstrom Heizwasser
$Temp_{WQ}$	Temperatur Wärmequelle
$Q_h$	Heizleistung
$Pe$	Leistungsaufnahme
COP	Coefficient of performance / Leistungszahl
$\Delta p_{HW}$	Druckverlust Wärmepumpe
VD	Verdichter



# LAD 5RX Kühlbetrieb

# Leistungskurven



823169

Legende:	DE823134L/190313
$\dot{V}_{KW}$	Volumenstrom Kühlwasser
$Temp_{ws}$	Temperatur Wärmesenke
$Q_0$	Kühlleistung
$Pe$	Leistungsaufnahme
EER	Energy efficiency ratio / Kühlleistungszahl
$\Delta p_{HW}$	Druckverlust Wärmepumpe
VD	Verdichter