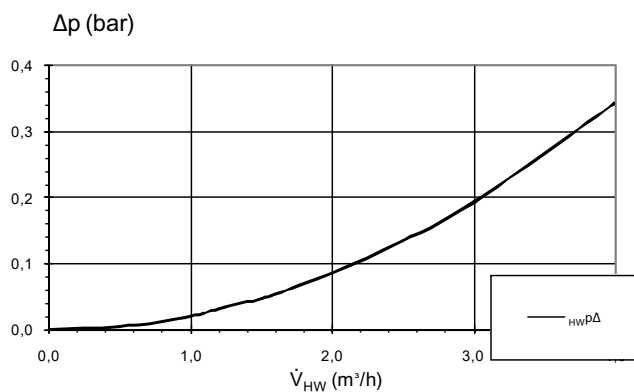
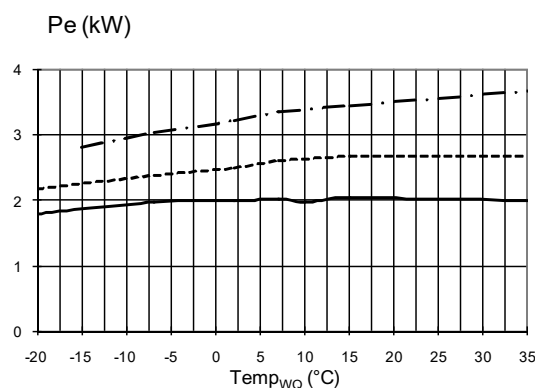
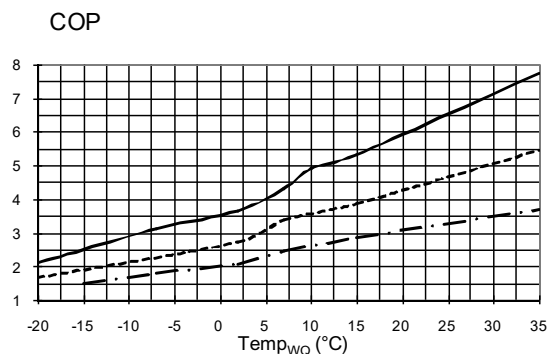
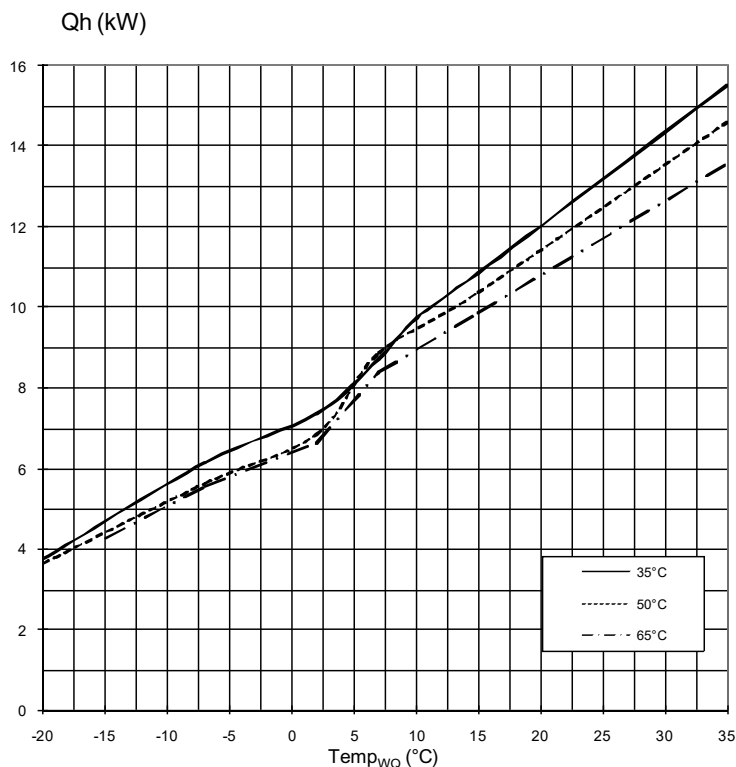




# Leistungskurven

# LAD 7RX Heizbetrieb



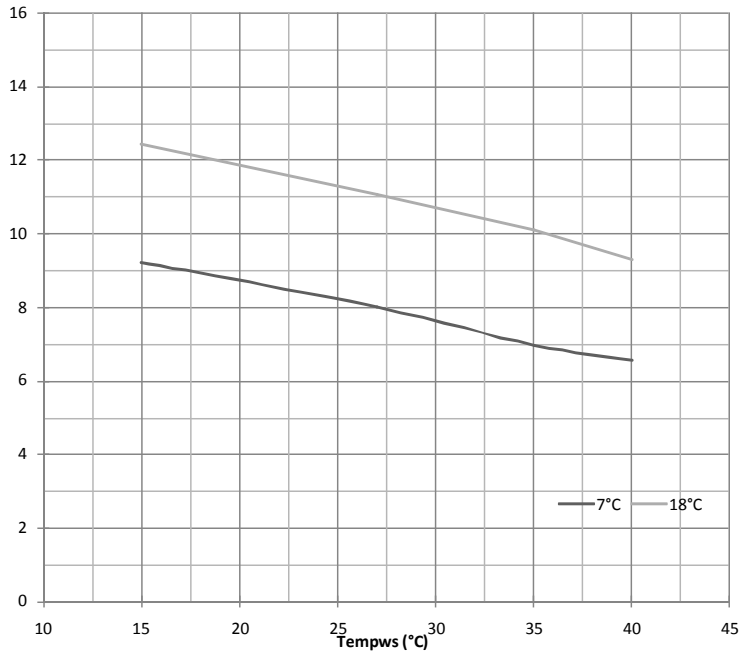
823170

- Legende:
- DE823129L/170408
  - V<sub>HW</sub>      Volumenstrom Heizwasser
  - Temp<sub>WQ</sub>    Temperatur Wärmequelle
  - Qh          Heizleistung
  - Pe          Leistungsaufnahme
  - COP        Coefficient of performance / Leistungszahl
  - Δp<sub>HW</sub>      Druckverlust Wärmepumpe
  - VD         Verdichter



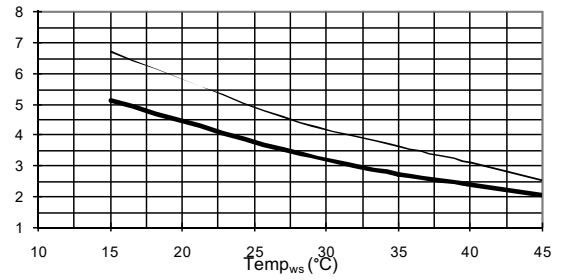
# LAD 7RX Kühlbetrieb

Q0 (kW)

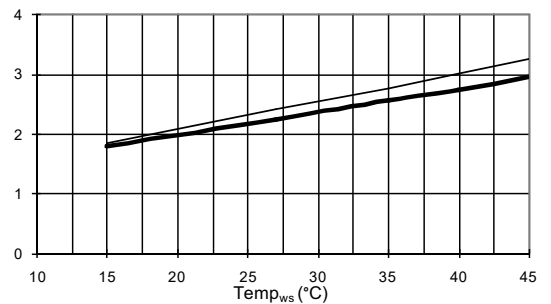


# Leistungskurven

EER



Pe (kW)



823170

Legende:	DE823134L/190313
$\dot{V}_{KW}$	Volumenstrom Kühlwasser
Temp <sub>WS</sub>	Temperatur Wärmesenke
Q0	Kühlleistung
Pe	Leistungsaufnahme
EER	Energy efficiency ratio / Kühlleistungszahl
$\Delta p_{HW}$	Druckverlust Wärmepumpe
VD	Verdichter